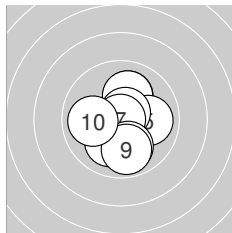
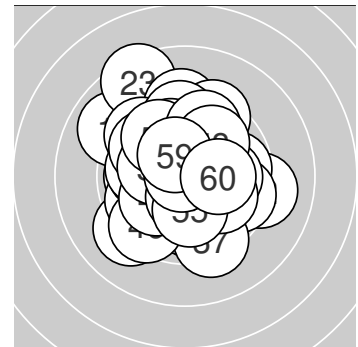


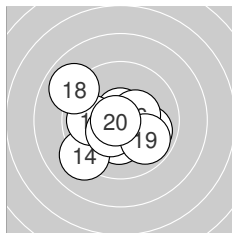
Ergebnis: **601.6** (572)  
 Serien: 102.3 100.3 96.4 98.7 102.1 101.8  
 Zähler: 34 24 2 0 0 0 0 0 0  
 Innenzehner: 24  
 Weitestе: 628 (23.), 502 (18.), 455 (22.)  
 beste Teiler: 2.2 (7.), 21.9 (56.), 36.0 (43.)  
 Trefferlage: 0.11 mm links, 0.08 mm hoch  
 Streuwert: 1.86, horizontal: 1.81, vertikal: 1.92



**Serie 1:**

10.1 ↗	10.1 ↗	10.6 *	10.1 ↘	10.0 →
10.7 *	10.9 *	9.9 ↘	9.9 ↘	10.0 ←

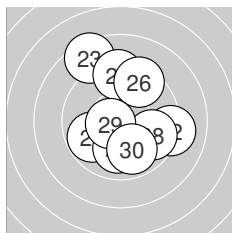
beste Teiler: 2.2 (7.), 73.2 (6.), 93.9 (3.)  
 Trefferlage: 0.22 mm rechts, 0.34 mm tief  
 Streuwert: 1.49, horizontal: 1.27, vertikal: 1.69



**Serie 2:**

10.3 *	9.9 ↘	10.7 *	9.2 ↙	9.9 ←
10.4 *	10.4 *	8.9 ↖	9.8 ↘	10.8 *

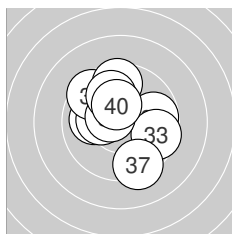
beste Teiler: 45.2 (20.), 64.0 (13.), 134.7 (17.)  
 Trefferlage: 0.55 mm links, 0.45 mm tief  
 Streuwert: 1.95, horizontal: 2.22, vertikal: 1.62



**Serie 3:**

10.2 *	9.1 →	8.4 ↖	9.8 ↙	9.3 ↑
9.4 ↗	10.0 ↓	9.7 ↘	10.6 *	9.9 ↘

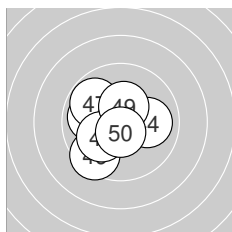
beste Teiler: 92.6 (29.), 182.5 (21.), 241.1 (27.)  
 Trefferlage: 0.31 mm rechts, 0.28 mm hoch  
 Streuwert: 2.64, horizontal: 2.25, vertikal: 2.98



**Serie 4:**

10.0 ←	9.8 →	9.6 ↘	10.2 *	9.5 ↖
10.5 *	9.3 ↘	9.6 ↑	9.9 ↗	10.3 *

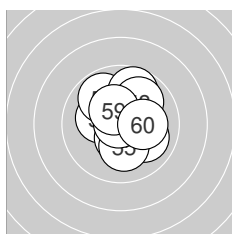
beste Teiler: 104.6 (36.), 160.0 (40.), 176.2 (34.)  
 Trefferlage: 0.14 mm links, 0.63 mm hoch  
 Streuwert: 2.05, horizontal: 2.05, vertikal: 2.05



**Serie 5:**

10.3 *	10.7 *	10.8 *	10.0 →	9.9 ←
9.5 ↙	9.8 ↖	10.1 ↙	10.4 *	10.6 *

beste Teiler: 36.0 (43.), 53.0 (42.), 90.0 (50.)  
 Trefferlage: 0.78 mm links, 0.04 mm tief  
 Streuwert: 1.46, horizontal: 1.56, vertikal: 1.36



**Serie 6:**

10.2 *	9.8 ↖	10.5 *	10.0 ↘	10.2 *
10.9 *	9.7 ↗	9.9 ↗	10.4 *	10.2 *

beste Teiler: 21.9 (56.), 123.4 (53.), 140.0 (59.)  
 Trefferlage: 0.28 mm rechts, 0.46 mm hoch  
 Streuwert: 1.52, horizontal: 1.39, vertikal: 1.63

