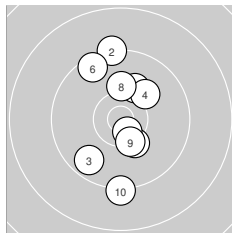
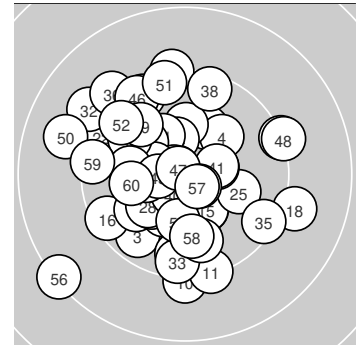


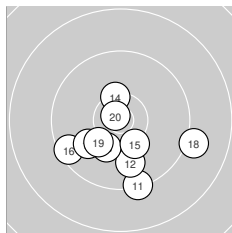
Ergebnis: **597.8** (572)
 Serien: 99.5 99.8 100.7 99.5 99.7 98.6
 Zähler: 33 26 1 0 0 0 0 0 0
 Innenzehner: 19
 Weitester: 2066 (56.), 1589 (50.), 1473 (32.)
 beste Teiler: 114.1 (47.), 122.4 (31.), 131.1 (20.)
 Trefferlage: 1.67 mm links, 0.13 mm tief
 Streuwert: 6.31, horizontal: 6.16, vertikal: 6.47



Serie 1:

10.1 ↗	9.3 ↑	9.7 ↘	10.1 ↗	10.3 *
9.5 ↘	10.6 *	10.2 ↑	10.4 *	9.3 ↓

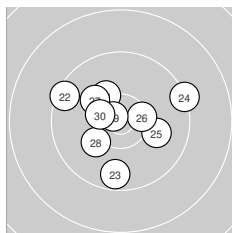
beste Teiler: 268.0 (7.), 464.9 (9.), 527.8 (5.)
 Trefferlage: 0.04 mm rechts, 0.74 mm hoch
 Streuwert: 6.49, horizontal: 3.48, vertikal: 8.50



Serie 2:

9.4 ↓	9.9 ↓	10.2 ↘	10.4 *	10.3 *
9.5 ↙	10.0 ↙	9.1 →	10.2 ↘	10.8 *

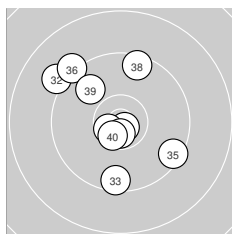
beste Teiler: 131.1 (20.), 455.3 (14.), 524.7 (15.)
 Trefferlage: 0.32 mm links, 4.34 mm tief
 Streuwert: 5.59, horizontal: 6.49, vertikal: 4.53



Serie 3:

10.2 ↘	9.5 ↘	9.7 ↓	9.3 →	10.1 →
10.4 *	10.2 ↘	10.2 ↘	10.7 *	10.4 *

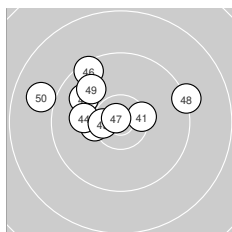
beste Teiler: 165.5 (29.), 411.4 (30.), 415.5 (26.)
 Trefferlage: 0.62 mm links, 0.50 mm hoch
 Streuwert: 5.79, horizontal: 6.62, vertikal: 4.81



Serie 4:

10.8 *	9.1 ↘	9.6 ↓	10.6 *	9.5 →
9.2 ↘	10.7 *	9.5 ↑	9.9 ↘	10.6 *

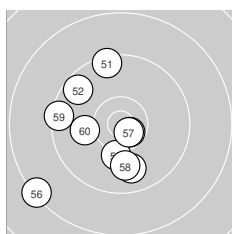
beste Teiler: 122.4 (31.), 216.0 (37.), 266.6 (34.)
 Trefferlage: 1.81 mm links, 1.15 mm hoch
 Streuwert: 6.85, horizontal: 6.28, vertikal: 7.37



Serie 5:

10.4 *	9.9 ↘	10.3 *	10.1 ←	10.5 *
9.5 ↘	10.8 *	9.3 →	9.9 ↘	9.0 ←

beste Teiler: 114.1 (47.), 340.9 (45.), 414.9 (41.)
 Trefferlage: 3.35 mm links, 3.12 mm hoch
 Streuwert: 5.76, horizontal: 7.41, vertikal: 3.37



Serie 6:

9.5 ↑	9.6 ↘	10.7 *	9.9 ↓	10.2 ↓
8.4 ↙	10.7 *	10.0 ↓	9.5 ←	10.1 ←

beste Teiler: 219.9 (57.), 237.7 (53.), 599.3 (55.)
 Trefferlage: 3.98 mm links, 1.98 mm tief
 Streuwert: 6.88, horizontal: 6.38, vertikal: 7.35

